



LED Panel 40W (2x36W*) 4000lm 120° IP20 cold light 6000K

General characteristics

Family name	HPL40120EC
Luminaire type	Panel LED
LED chips manufacturer	San'an
Intelligent control	No
Accent lighting	No
Certificates	CE, RoHS
Warranty	2 years

Operating characteristic

Lifetime	20 000h
Switching cycle	> 15 000
LLMF	0,7
IP	20
Warm up time	negligible
Starting time	< 0,5s
Working temperature	from -20° to 40°C
Storage temperature	from -20° to 40°C

Electrical characteristic

Wattage	40W
Replaces*	2x36W
Voltage	175-265V
Voltage frequency	AC
Power factor	> 0,9
Energy efficiency label	A+

Light technical characteristic

Luminaire luminous flux	4000lm
Luminous efficacy	100lm/W
Color temperature	6000K
Light color	cold
CRI	> 80
Beam angle	120°
Color consistency	< 6SDMC

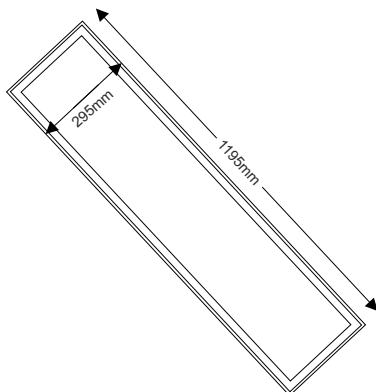
Mechanical characteristic

Light source dimensions	295x1195x10mm
Packaging dimensions	L340xW1230xH60mm
Weight net	2,35kg
Weight gross	3,5kg
Material	PS, PMMA, aluminium

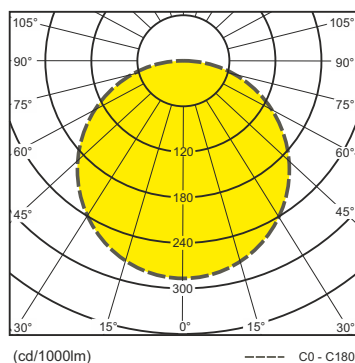
Rated parameters

Rated power	40W
Rated luminous flux	4000lm
Rated lifetime	20 000h
Rated beam angle	120°

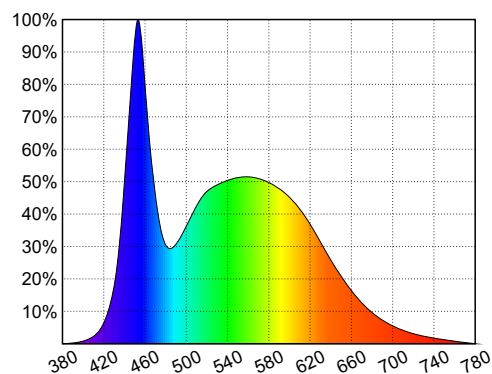
Technical drawing



Photometric solid



Spectrum



*wattage of luminaire with linear fluorescent lamp