

General characteristics

Family name	Star T17
Luminaire type	High power projector
Integrated driver	Yes
LED chips manufacturer	Philips, Osram
Driver manufacturer	Sosen
Installation options	On a pole with a boom
Intelligent control	Dim 1-10V (Optionally DALI)
Certificates	CE, RoHS
Warranty*	3 years (optional 5 years)
Materials	Aluminum, PC



LFL100T17

LFL150T17

LFL200T17



LFL240T17

LFL300T17

LFL400T17

Light technical characteristic

Luminaire luminous flux (+/- 5%)	from 14 500lm to 87 000lm
Luminous efficacy (+/- 5%)	145lm/W
Color temperature (+/- 5%)	4000K (4000K/5000K/6500K)
CRI	>70
Beam angle	6 options
Color consistency	<6SDCM

Electrical characteristics

Wattage	from 100W to 600W
Voltage	100-277V
Voltage frequency	50-60Hz
Power factor	>0,95
Energy efficiency label	D

Operating characteristics

Lifetime	50 000h
Switching cycle	>50 000
LLMF	>0,8
IP	66
IK	08
Warm up time	negligible
Starting time	<0,5s
Working temperature	od -30° do 50°C
Storage temperature	od -40° do 60°C



LFL500T17



LFL600T17



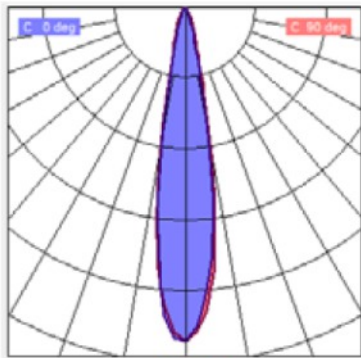
Index	power	IP	luminous flux	beam angle	voltage	color temperature	CRI	PF	weight net	luminaire dimensions
LFL100T17	100W	66	14 500lm	6 options	100-277V	3000K/4000K/5000K/6500K	>70	>0,95	4,2kg	435x317x58mm
LFL150T17	150W	66	21 750lm	6 options	100-277V	3000K/4000K/5000K/6500K	>70	>0,95	4,2kg	435x317x58mm
LFL200T17	200W	66	29 000lm	6 options	100-277V	3000K/4000K/5000K/6500K	>70	>0,95	4,2kg	435x317x58mm
LFL240T17	240W	66	34 800lm	6 options	100-277V	3000K/4000K/5000K/6500K	>70	>0,95	6,5kg	435x446x59mm
LFL300T17	300W	66	43 500lm	6 options	100-277V	3000K/4000K/5000K/6500K	>70	>0,95	6,5kg	435x446x59mm
LFL400T17	400W	66	58 000lm	6 options	100-277V	3000K/4000K/5000K/6500K	>70	>0,95	6,5kg	435x446x59mm
LFL500T17	500W	66	72 500lm	6 options	100-277V	3000K/4000K/5000K/6500K	>70	>0,95	9,8kg	437x593x59mm
LFL600T17	600W	66	87 000lm	6 options	100-277V	3000K/4000K/5000K/6500K	>70	>0,95	12,8kg	437x706x59mm

*According to warranty conditions

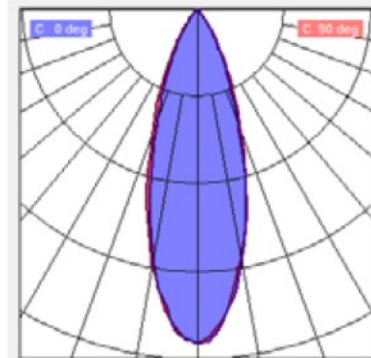
All given parameters fulfill ErP requirements and tolerances mentioned in regulation EU 2019/2015.



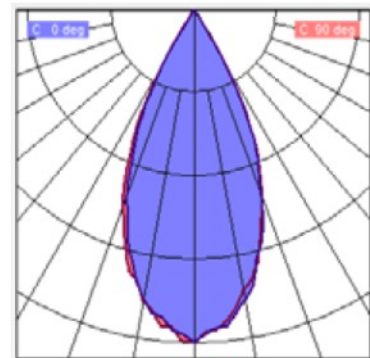
6 types of optics



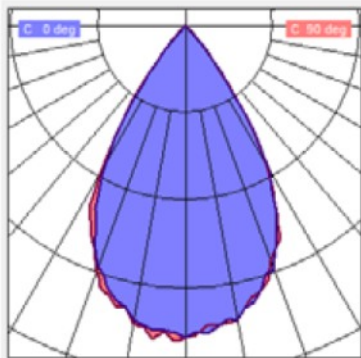
20°



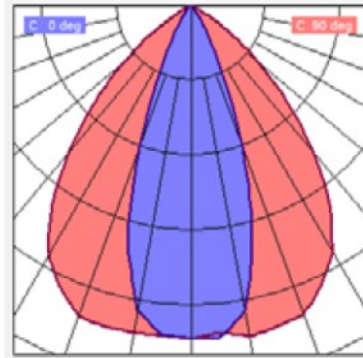
30°



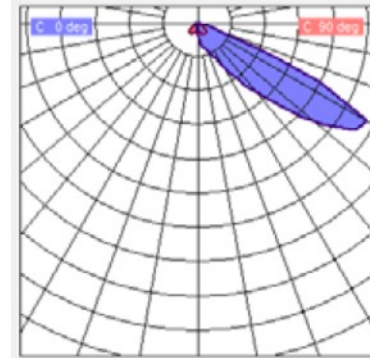
40°



60°

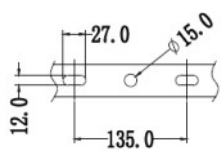


36°x80°



NB-P60°

Technical drawings



Installation hole

