

General characteristics

Family name	Batten SWING
Luminaire type	LED furniture fixture
Integrated driver	Yes
Installation options	On surface
Materials	PVC + PC
Intelligent control	Yes (3 stages)
Certificates	CE, RoHS
Warranty	3 years

Light technical characteristic

Luminaire luminous flux	400lm, 800lm, 1200lm, 1400lm
Color temperature	3000K, 4000K, 6500K
CRI	>80
Beam angle	120°
Color consistency	<6SDCM

Electrical characteristics

Wattage	4W, 8W, 12W, 14W
Voltage	220-240V
Voltage frequency	50-60Hz
Power factor	>0,5

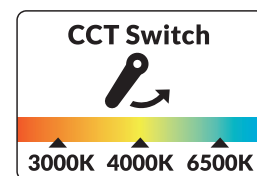
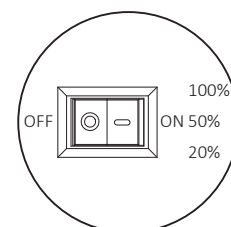
Operating characteristics

Lifetime	25 000h
LLMF	>0,7
IP	20
Warm up time	negligible
Starting time	<0,5s
Working temperature	from -20° to 40°C
Storage temperature	from -20° to 40°C



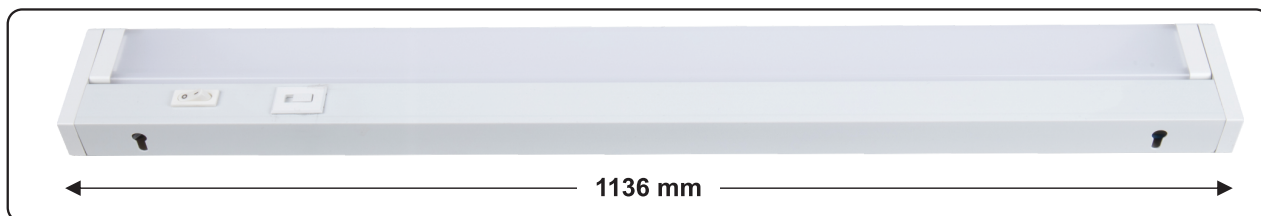
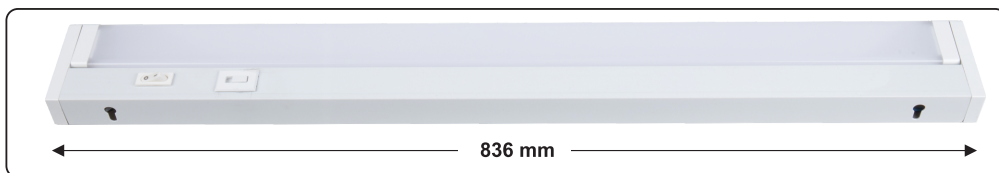
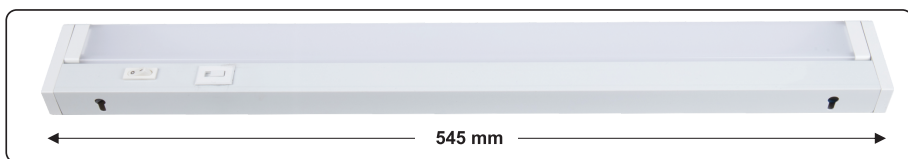
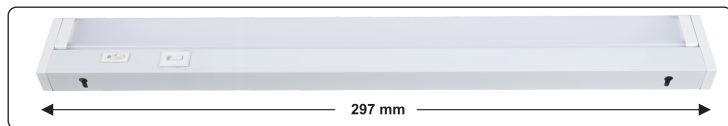
\\ \ / 77

1st time: 100% brightness
2nd time: 50% brightness
3th time: 20% brightness

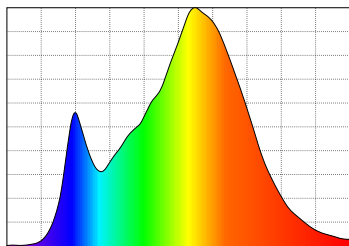


index	power	luminous flux	color temperature	beam angle	IP	weight net	lamp dimensions
LRB04CCT	4W	400lm	3000K, 4000K, 6500K	120°	20	220g	297x24x61mm
LRB08CCT	8W	800lm	3000K, 4000K, 6500K	120°	20	320g	545x24x61mm
LRB12CCT	12W	1200lm	3000K, 4000K, 6500K	120°	20	450g	836x24x61mm
LRB16CCT	16W	1400lm	3000K, 4000K, 6500K	120°	20	530g	1136x24x61mm

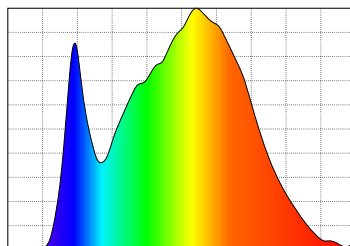
Surface mounting



Spectrum 3000K



Spectrum 4000K



Spectrum 6500K

